

Name: _____

How To Roast A Thanksgiving Turkey



Here are the steps to _____.

| | |
|------------------------------|----------------------------------|
| First. | |
| 1. _____ the oven | 2. Remove _____ |
| Next. | |
| 3. _____ the turkey | 4. Place in the _____ pan |
| After that. | |
| 5. Add _____ | 6. Insert _____ |
| Then. | |
| 7. _____ the turkey | 8. _____ the turkey |
| Finally. | |
| 9. _____ for doneness | 10. _____ & eat! |

Name: _____

How To Roast A Thanksgiving Turkey




Here are the steps to _____.


| | |
|-----------------------------|-------------------------------------|
| First. | |
| 1. Preheat the oven | 2. Remove giblets |
| Next. | |
| 3. Rinse the turkey | 4. Place in the roasting pan |
| After that. | |
| 5. Add seasoning | 6. Insert thermometer |
| Then. | |
| 7. Cook the turkey | 8 Tent the turkey |
| Finally. | |
| 9. Test for doneness | 10. Carve & Eat! |

Name _____


HOW TO COOK A TURKEY

Handwriting practice area consisting of 15 sets of horizontal lines. Each set includes a solid top line, a dashed middle line, and a solid bottom line.





Handwriting practice lines consisting of solid top and bottom lines with a dashed midline, repeated 15 times.



Please visit us!

The largest and most complete lesson library on the web.

ELT

buzz 

Everything in English language teaching



Follow Us On

Teachers Pay Teachers