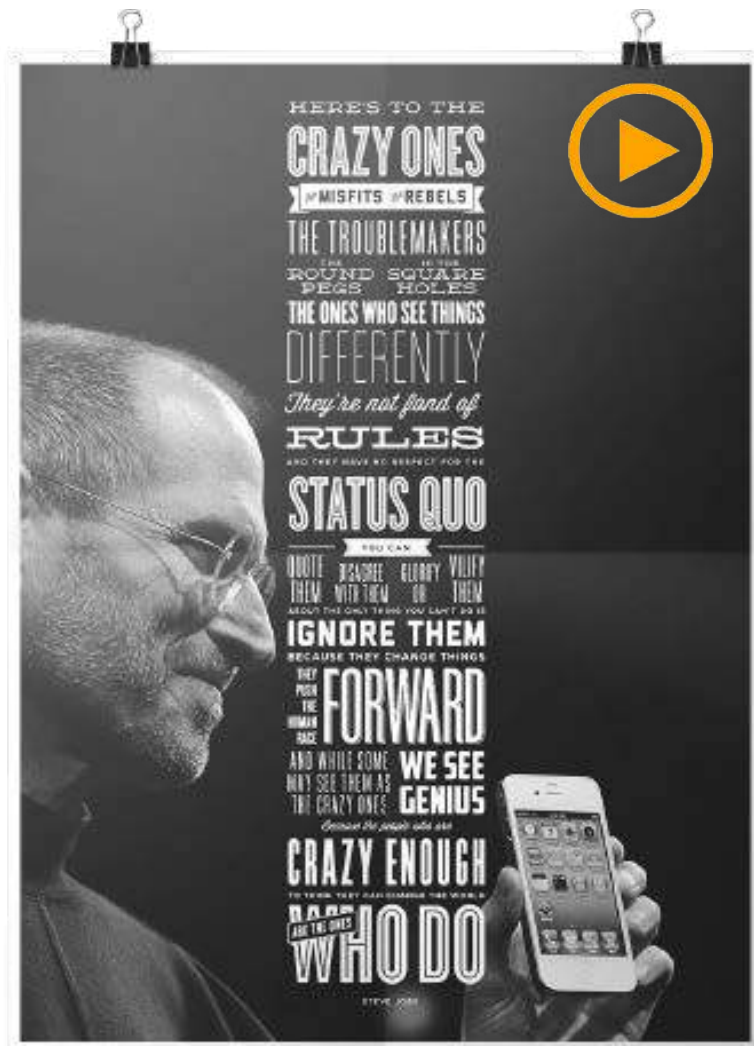




# Think different.







Biographies






People, Images





# Think different.™



# Think different.™



# Think different.™



# Think different.™



HERE'S TO THE

CRAZY ONES

THE MISFITS THE REBELS

THE TROUBLEMAKERS

THE Round Pegs IN THE Square Holes

THE ONES WHO SEE THINGS DIFFERENTLY

They're not fond of

RULES

AND THEY HAVE NO RESPECT FOR STATUS QVO

← YOU CAN →

QUOTE | DISAGREE | GLORIFY  
them | with them | OR VILIFY THEM

About the only thing you can't do is

IGNORE THEM

BECAUSE THEY CHANGE THINGS

THEY INVENT. IMAGINE. HEAL. they explore. they create  
they INSPIRE

they  
push  
the  
the  
human  
race

FORWARD

While some see them as the crazy ones

WE SEE GENIUS

Because the people who are crazy enough to think they can change the world

ARE THE ONES WHO DO.

Apple Steve Jobs  
1955-2011

Name: \_\_\_\_\_

Date: \_\_\_\_\_

# THE STORY OF \_\_\_\_\_

## Research A Famous Person

In the boxes below, share your story! What important events have happened in this person's life? Research and then present the information to the class.

The template consists of several interconnected boxes for organizing research on a famous person:

- Personal Information**: Located at the top left, connected to the main box by a vertical line with a yellow lightning bolt and a blue squiggle.
- Family Life**: Located below Personal Information, connected by a horizontal line.
- Major Accomplishments**: Located at the bottom left, connected to the main box by a vertical line.
- 3 Interesting Facts**: Located at the bottom center, connected to the main box by a horizontal line.
- Early Life**: Located in the middle right, connected to the main box by a horizontal line.
- Famous Quote**: Located at the top right, connected to the main box by a horizontal line.
- What Their Life Teaches Us**: Located at the bottom right, connected to the main box by a horizontal line.

The central box is the largest and is surrounded by these smaller boxes. The entire template is decorated with various colorful elements: stars, lightning bolts, squiggles, and confetti in yellow, red, blue, and green.

# Please visit us!

The largest and most complete lesson library on the web.

ELT



Everything in English language teaching



Follow Us On

Teachers Pay Teachers